


TEST REPORT

For

Shenzhen Runlite Technology Co.,Ltd

Building A15, Tantou the 4th Industrial Estate, SongGang Town, BaoAn District, ShenZhen, China

Test Model: P2835Y-W29SK1K2FD4D6-LX00
P2835Y-W41SK1K3FD4D6-LX00
P2835Y-W49BK1K3FD4D6-MJ00
P2835Y-W64GK1K3FD4D6-LX00

Report Type:	This report presents the code of LED bins for model tested above according to IEC/PAS 62707-1 <i>LED – Binning –Part 1: General requirements and white grid</i>
Product Type:	LED modules for general lighting
Test Engineer:	Pote Wang 
Report Number:	RSZ200319502-10
Test Date:	2020-03-27 to 2020-03-31
Report Date:	2020-04-02
Reviewed By:	Blake Zhang / EE Engineer
Prepared By:	Bay Area Compliance Laboratories Corp. (Dongguan). No.69, Pulongcun, Puxinhu Industry Area, Tangxia, Dongguan, Guangdong, China Tel: +86-0769-86858888 Fax: +86-0769-86858588
Test Facility:	Test facility was located at No.69, Pulongcun, Puxinhu Industry Area, Tangxia, Dongguan, Guangdong, China

1. Product Description

General Information:

80 test samples were in good condition and received on 2020-03-19 and used for testing.

#Model Tested: P2835Y-W29SK1K2FD4D6-LX00,
P2835Y-W41SK1K3FD4D6-LX00,
P2835Y-W49BK1K3FD4D6-MJ00,
P2835Y-W64GK1K3FD4D6-LX00

#Manufacturer: Shenzhen Runlite Technology Co.,Ltd

#Product Designation: LED SMD

#Nominal Power: 1.0W

#Nominal CCT: 2900K@P2835Y-W29SK1K2FD4D6-LX00
4100K@P2835Y-W41SK1K3FD4D6-LX00
4900K@P2835Y-W49BK1K3FD4D6-MJ00
6500K@P2835Y-W64GK1K3FD4D6-LX00

2. Standards Used

- IEC/PAS 62717-2014: LED modules for general lighting – Performance requirements
- IEC/PAS 62707-2018: LED – Binning – Part 1 : General requirements and white grid

3. Description of Test Equipment

Manufacture	Device	Model No	Serial No	Calibration date	Calibration due date
0.5m integrating sphere	EVERFINE	AIS-2	G185304TA1381172	2019-10-22	2020-10-21
LED Test Source	EVERFINE	LTS-300	P185616CD1371113	2019-07-23	2020-07-22
High Accuracy Array Spectroradiometer	EVERFINE	HAAS-2000	P600674CM1381123	2019-10-22	2020-10-21
Standard Light Source	EVERFINE	D062	G100278CJ7351206	2019-12-24	2020-12-23

4. Test Method

Samples were tested with no aging, at a temperature of 25°C±1°C, RH <65%

Each sample was burned for at least 15 min for stabilization. Samples were powered by constant current, and the current during stabilization and testing was regulated within 0.2% of rated value.

Integrating sphere system was used to measure the chromaticity coordinates of samples. The test system was scaled by standard lamps before testing.

According to IEC 62707-2018, CIE 1976 u' v' color space was used to presents the measured result and color grid bins.

5. Test Result

Date for P2835Y-W29SK1K2FD4D6-LX00

Sample No.	Supply Condition (mA)	Measured u'	Measured v'
S01	150.00	0.2539	0.5234
S02	150.00	0.2544	0.5234
S03	150.00	0.2535	0.5236
S04	150.00	0.2536	0.5239
S05	150.00	0.2548	0.5240
S06	150.00	0.2549	0.5240
S07	150.00	0.2547	0.5235
S08	150.00	0.2535	0.5233
S09	150.00	0.2550	0.5231
S10	150.00	0.2542	0.5236
S11	150.00	0.2554	0.5244
S12	150.00	0.2521	0.5237
S13	150.00	0.2541	0.5239
S14	150.00	0.2540	0.5237
S15	150.00	0.2553	0.5236
S16	150.00	0.2551	0.5238
S17	150.00	0.2531	0.5236
S18	150.00	0.2544	0.5240
S19	150.00	0.2541	0.5240
S20	150.00	0.2544	0.5239
Average	150.00	0.2542	0.5237

Date for P2835Y-W41SK1K3FD4D6-LX00

Sample No.	Supply Condition (mA)	Measured u'	Measured v'
S21	150.00	0.2236	0.5052
S22	150.00	0.2232	0.5050
S23	150.00	0.2240	0.5019
S24	150.00	0.2232	0.5064
S25	150.00	0.2246	0.5066
S26	150.00	0.2242	0.5056
S27	150.00	0.2222	0.5043
S28	150.00	0.2244	0.5054
S29	150.00	0.2237	0.5045
S30	150.00	0.2238	0.5055
S31	150.00	0.2241	0.5037
S32	150.00	0.2238	0.5050
S33	150.00	0.2238	0.5028
S34	150.00	0.2234	0.5063
S35	150.00	0.2239	0.5053
S36	150.00	0.2231	0.5039
S37	150.10	0.2227	0.5035
S38	150.00	0.2217	0.5051
S39	150.00	0.2258	0.5049
S40	150.00	0.2238	0.5066
Average	150.01	0.2237	0.5049

Date for P2835Y-W49BK1K3FD4D6-MJ00

Sample No.	Supply Condition (mA)	Measured u'	Measured v'
S41	150.10	0.2101	0.4864
S42	150.10	0.2092	0.4876
S43	150.10	0.2088	0.4856
S44	150.10	0.2078	0.4873
S45	150.10	0.2074	0.4874
S46	150.10	0.2105	0.4860
S47	150.10	0.2081	0.4863
S48	150.10	0.2092	0.4885
S49	150.10	0.2091	0.4863
S50	150.10	0.2082	0.4869
S51	150.10	0.2099	0.4866
S52	150.10	0.2113	0.4857
S53	150.10	0.2082	0.4858
S54	150.10	0.2094	0.4850
S55	150.10	0.2086	0.4856
S56	150.10	0.2082	0.4875
S57	150.10	0.2096	0.4860
S58	150.10	0.2084	0.4881
S59	150.20	0.2094	0.4892
S60	150.10	0.2095	0.4852
Average	150.11	0.2090	0.4867

Date for P2835Y-W64GK1K3FD4D6-LX00

Sample No.	Supply Condition (mA)	Measured u'	Measured v'
S61	150.20	0.2020	0.4618
S62	150.20	0.2016	0.4627
S63	150.10	0.2029	0.4642
S64	150.20	0.2033	0.4639
S65	150.20	0.2015	0.4623
S66	150.20	0.2021	0.4639
S67	150.20	0.2022	0.4640
S68	150.20	0.2027	0.4646
S69	150.20	0.2016	0.4628
S70	150.10	0.2021	0.4625
S71	150.20	0.2030	0.4633
S72	150.20	0.2017	0.4650
S73	150.20	0.2017	0.4617
S74	150.20	0.2019	0.4643
S75	150.20	0.2020	0.4646
S76	150.20	0.2029	0.4633
S77	150.20	0.2015	0.4616
S78	150.20	0.2027	0.4644
S79	150.20	0.2016	0.4627
S80	150.20	0.2015	0.4631
Average	150.19	0.2021	0.4633

Date for P2835Y-W29SK1K2FD4D6-LX00

Measured white colour bin codes: **edtC33**

Corresponding four grid points:

	u'	v'
(p, j)	0.252505	0.520549
(p+m, j)	0.251675	0.523929
(p, j+n)	0.257088	0.522963
(p+m, j+n)	0.256338	0.526361

Figure 1 CIE 1976 Color Space

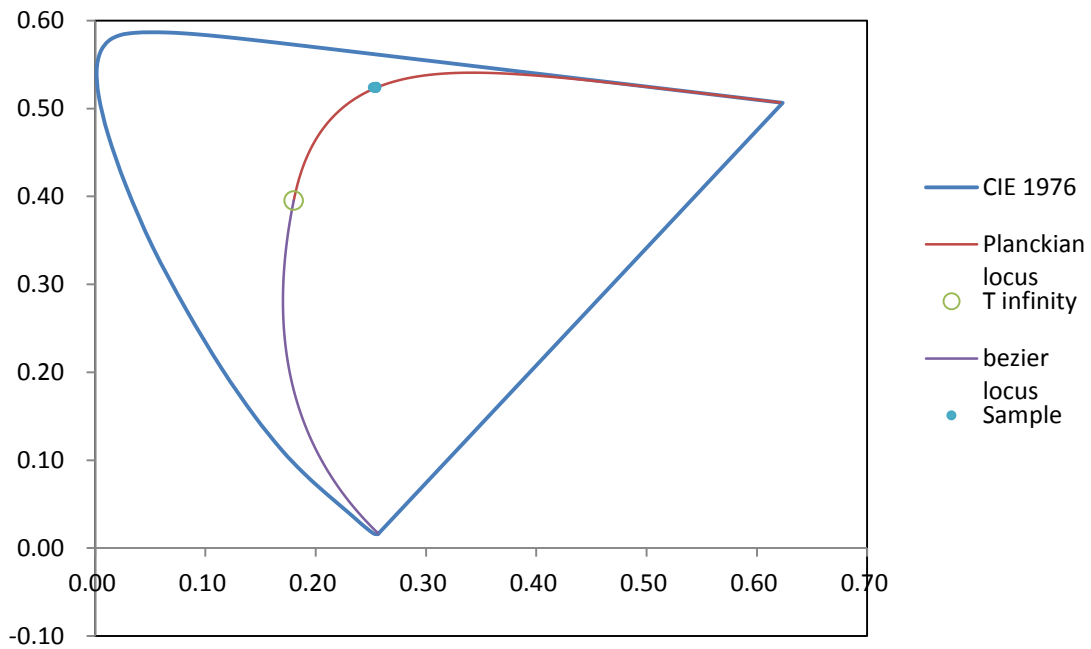


Figure 2 Details of Figure 1

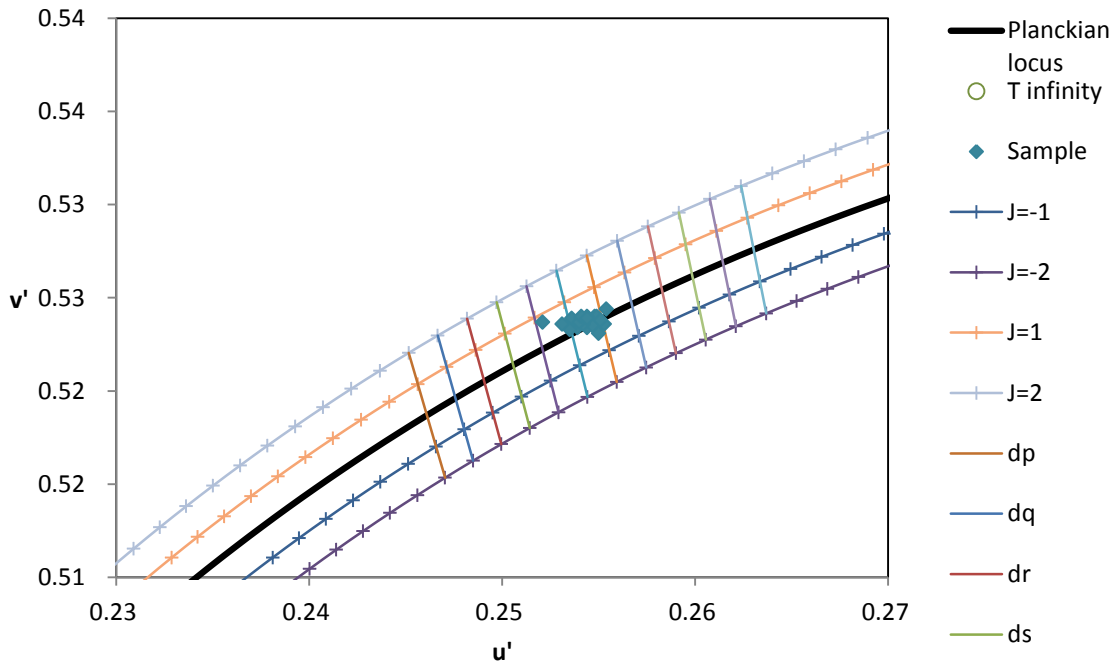
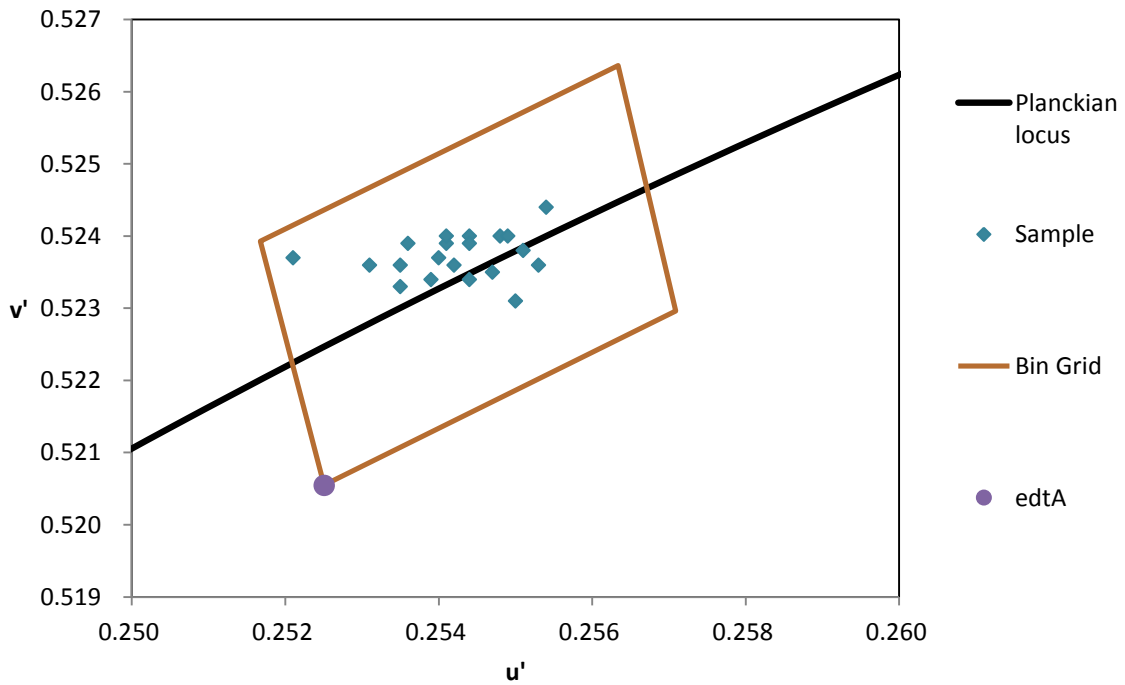


Figure 3 Details of Bin Grid



Date for P2835Y-W41SK1K3FD4D6-LX00

Measured white colour bin codes: **fcxA34**

Corresponding four grid points:

	u'	v'
(p, j)	0.223437	0.499815
(p+m, j)	0.227072	0.503561
(p, j+n)	0.220432	0.506093
(p+m, j+n)	0.224279	0.509936

Figure 1 CIE 1976 Color Space

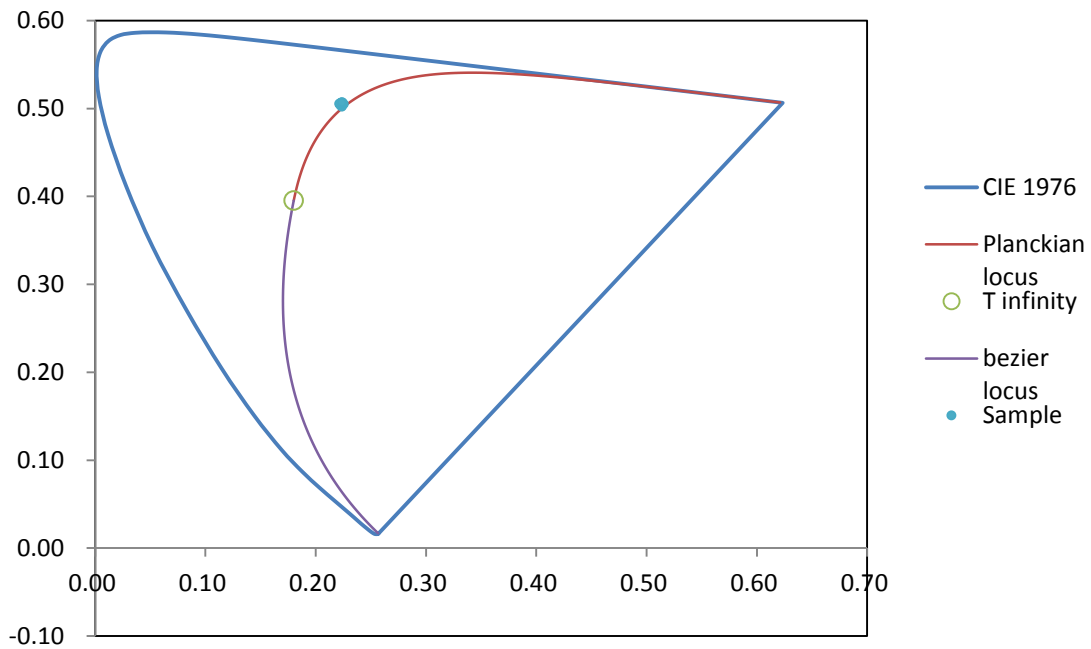


Figure 2 Details of Figure 1

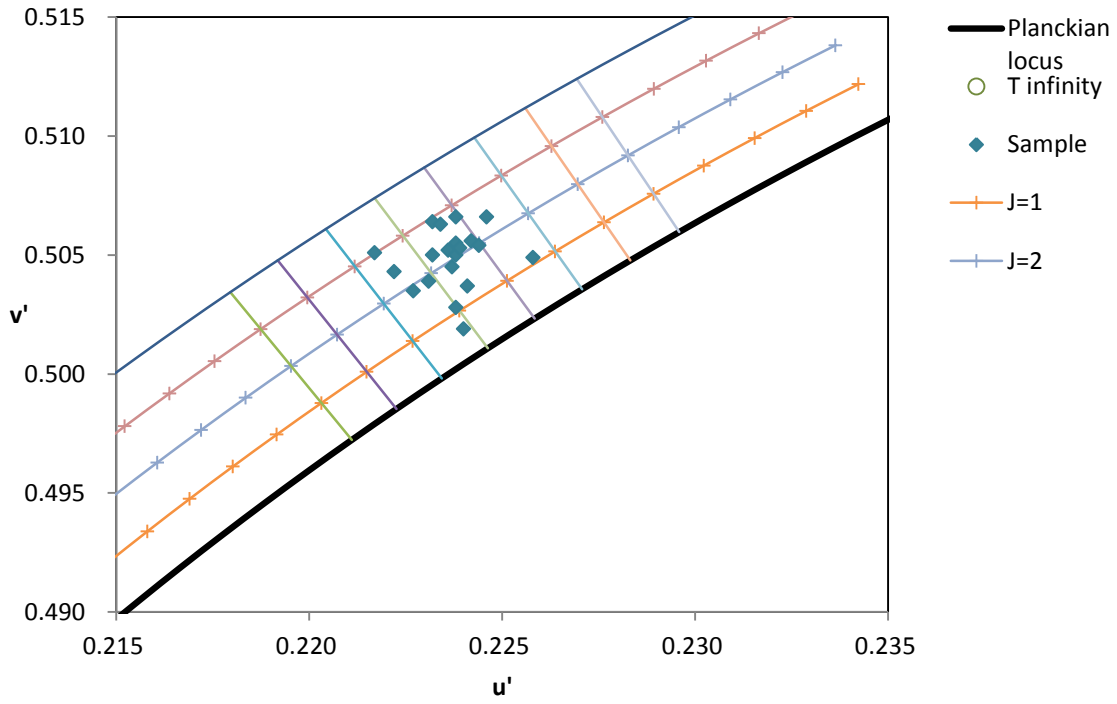
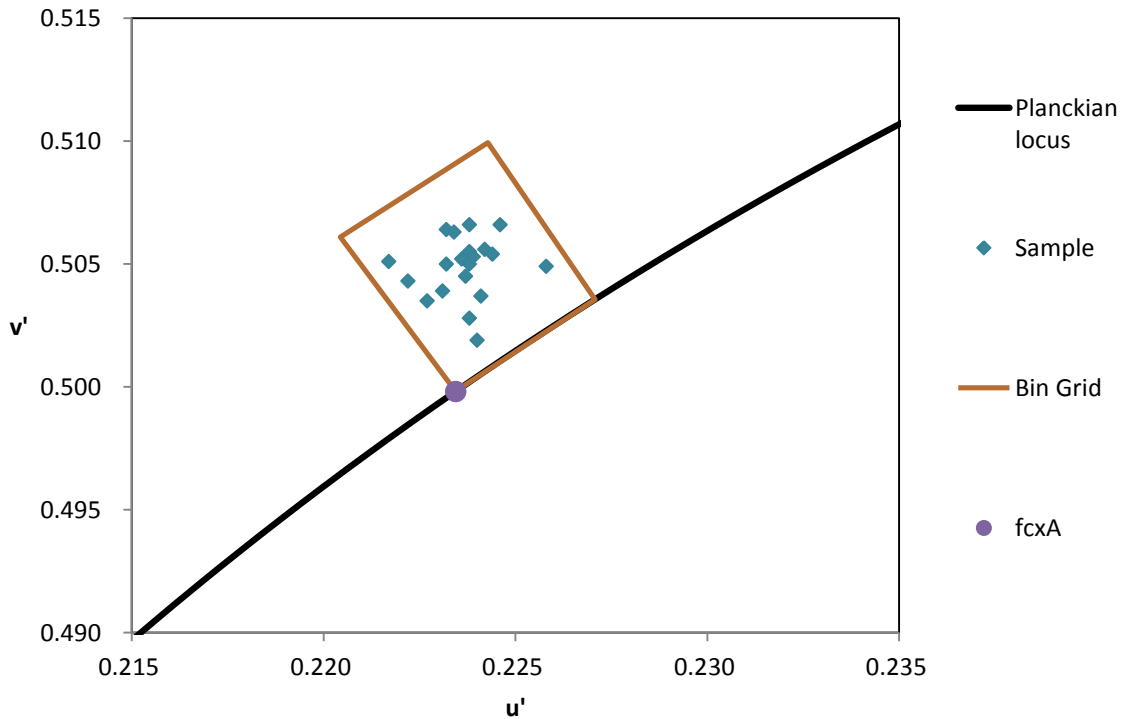


Figure 3 Details of Bin Grid



Date for P2835Y-W49BK1K3FD4D6-MJ00

Measured white colour bin codes: **fchA34**

Corresponding four grid points:

	u'	v'
(p, j)	0.209618	0.481944
(p+m, j)	0.212529	0.486276
(p, j+n)	0.205668	0.487675
(p+m, j+n)	0.208798	0.492152

Figure 1 CIE 1976 Color Space

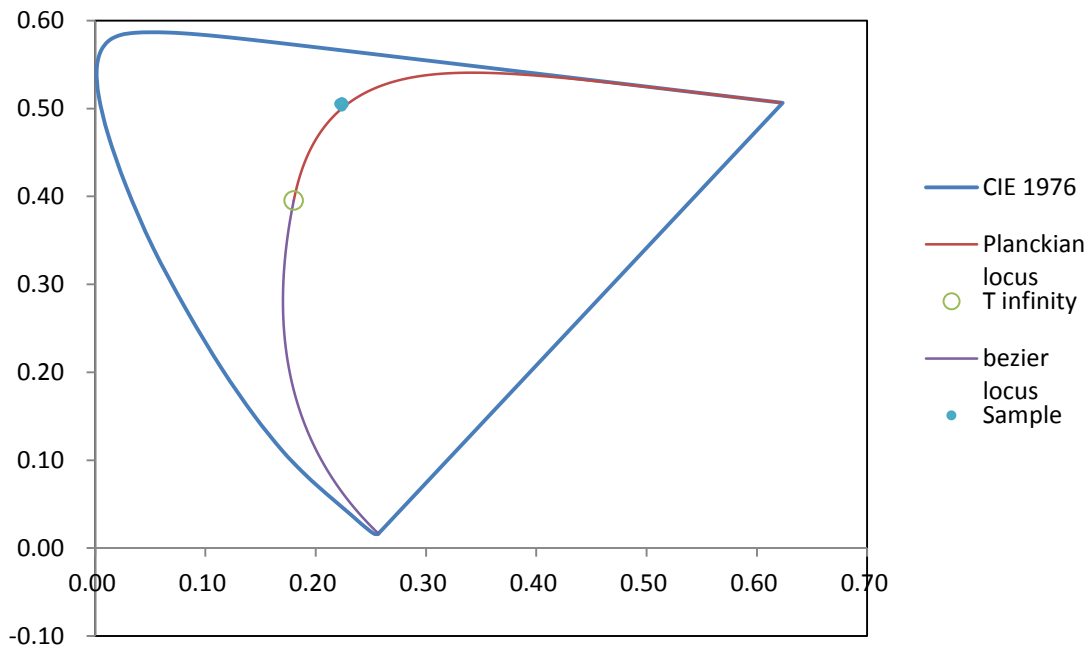


Figure 2 Details of Figure 1

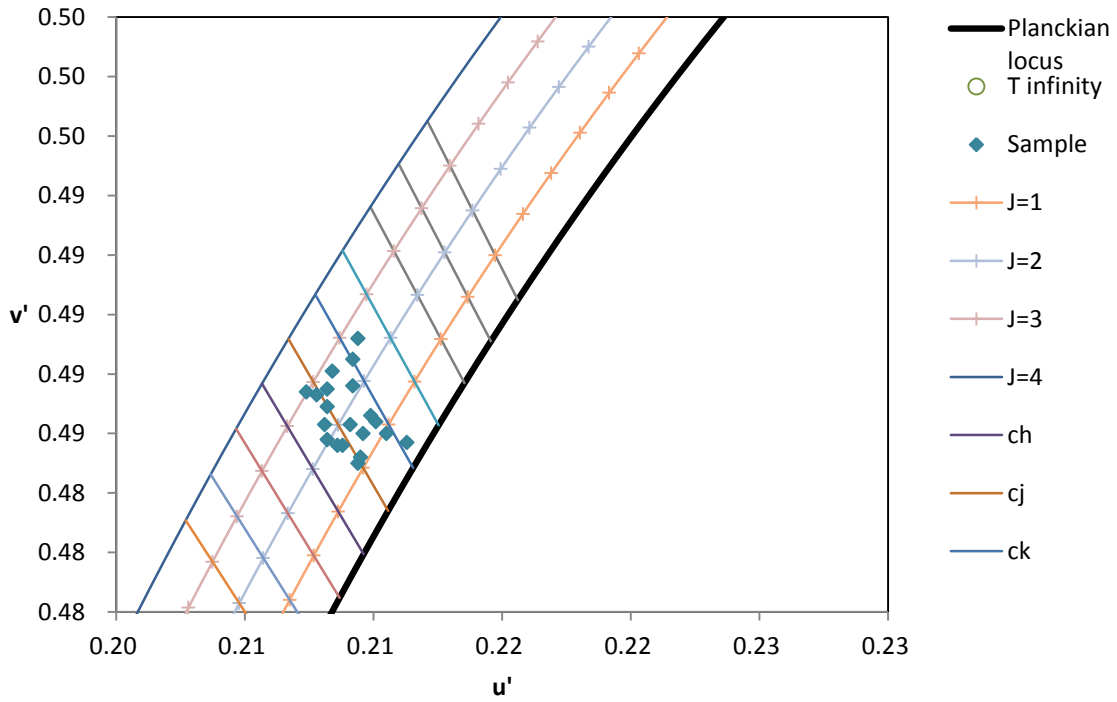
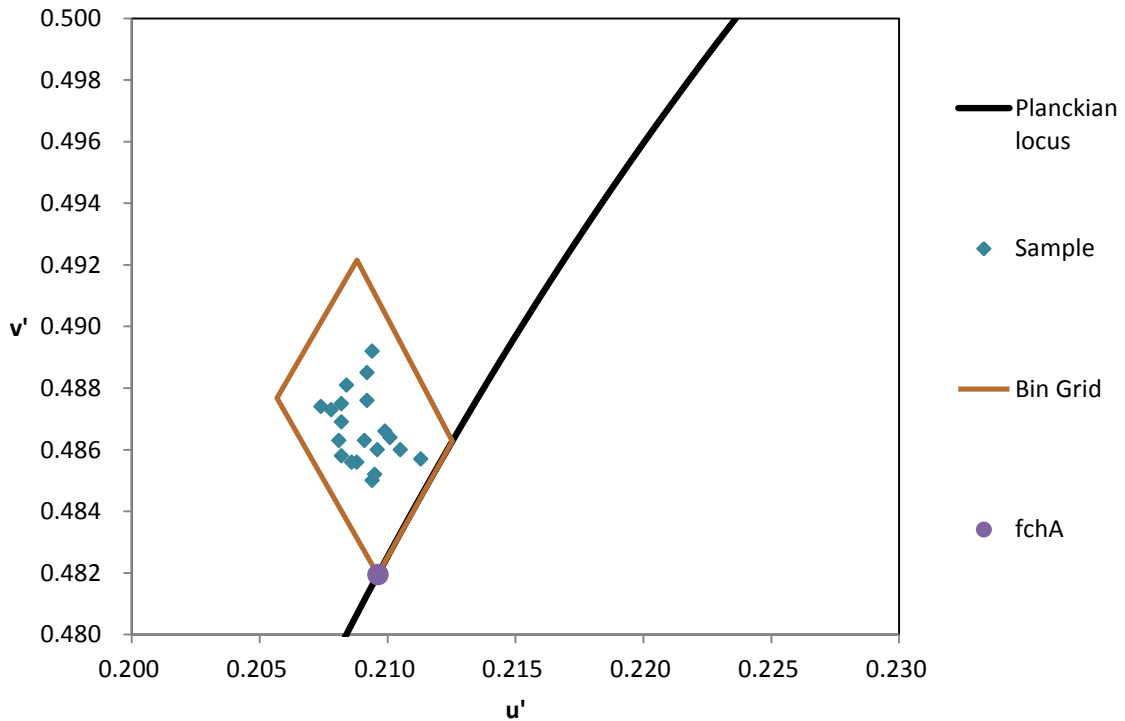


Figure 3 Details of Bin Grid



Date for P2835Y-W64GK1K3FD4D6-LX00

Measured white colour bin codes: **ebuD33**

Corresponding four grid points:

	u'	v'
(p, j)	0.198825	0.462087
(p+m, j)	0.202466	0.458347
(p, j+n)	0.204556	0.462922
(p+m, j+n)	0.201065	0.466802

Figure 1 CIE 1976 Color Space

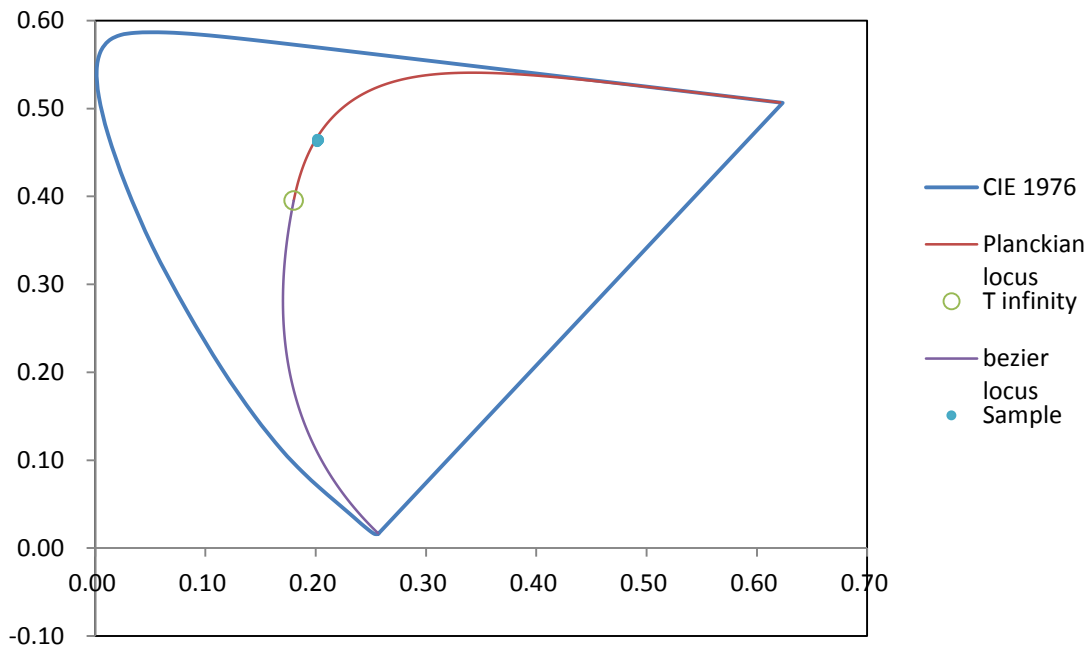


Figure 2 Details of Figure 1

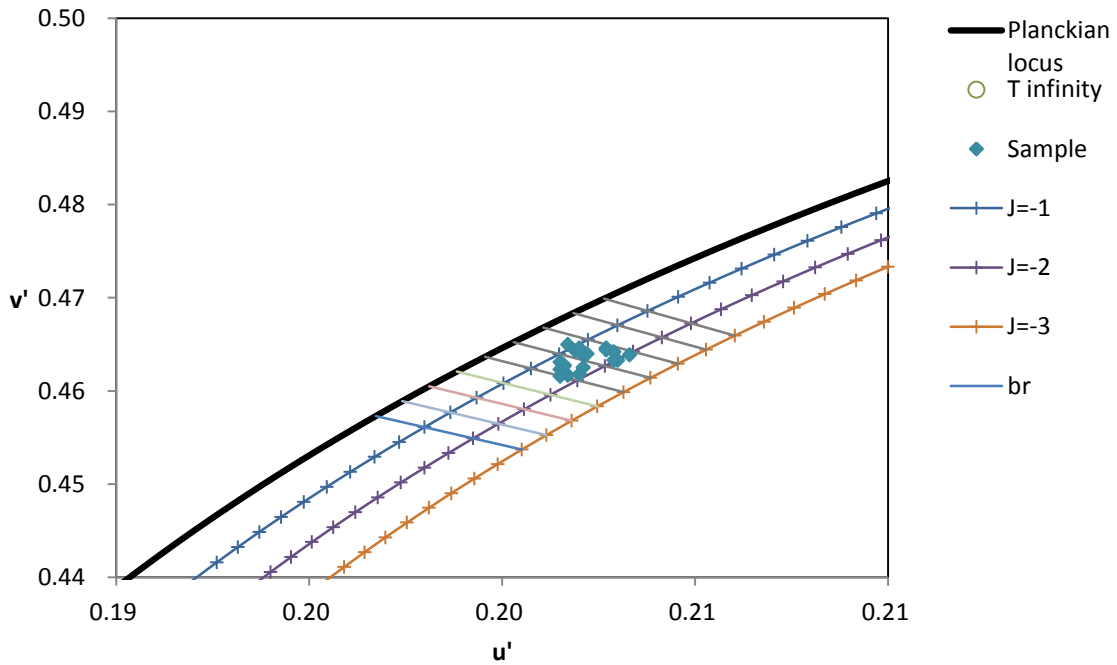
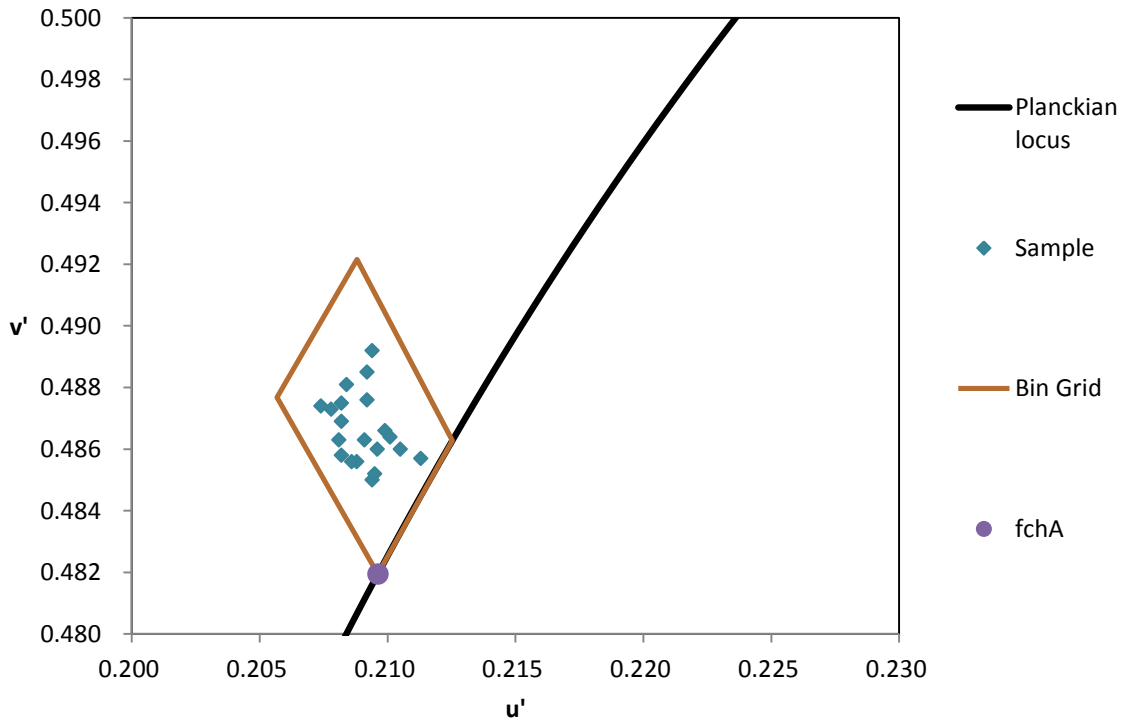


Figure 3 Details of Bin Grid



6. Product Photo

Photo for P2835Y-W29SK1K2FD4D6-LX00




Photo for P2835Y-W41SK1K3FD4D6-LX00




Photo for P2835Y-W49BK1K3FD4D6-MJ00





Photo for P2835Y-W64GK1K3FD4D6-LX00



FUNIVAL

Directions

1. The information marked "superscript #" is provided by the applicant, the laboratory is not responsible for its authenticity and this information can affect the validity of the result in the test report.
2. Unless otherwise stated the results shown in this test report refer only to the sample(s) tested.
3. Otherwise required by the applicant or Product Regulations, Decision Rule in this report did not consider the uncertainty.
4. The extended uncertainty given in this report is obtained by combining the standard uncertainty times the coverage factor K with the 95% confidence interval.
5. This report cannot be reproduced except in full, without prior written approval of the Company.
6. This report is valid only with a valid digital signature. The digital signature may be available only under the Adobe software above version 7.0.

*****END OF REPORT*****